

<b>FR</b>	<p>Lire attentivement le mode d'emploi ainsi que les consignes de sécurité avant toute utilisation.</p>
1. DESCRIPTION GENERALE	<ul style="list-style-type: none"><li>Picots en céramiques</li> <li>Affichage LED</li> <li>Bouton On/Off:</li> <li>Câble</li></ul>
2. CONSEILS DE SECURITE	<ul style="list-style-type: none"><li>Pour votre sécurité, cet appareil est conforme aux normes et réglementations applicables (Directives Base Tension, Compatibilité Electromagnétique, Environnement...).</li> <li>Assurez-vous que le cordon d'alimentation ne soit jamais en contact avec les parties chaudes de l'appareil.</li> <li>Vérifiez que la tension de votre installation électrique correspond à celle de votre appareil. Toute erreur de branchement peut causer des dommages irréversibles non couverts par la garantie.</li></ul>

• Pour une protection supplémentaire, l'installation d'un dispositif à courant résiduel (RCD) ayant un courant de fonctionnement résiduel nominal n'excédant pas 30 mA est conseillée dans le circuit électrique alimentant la salle de bain. Demandez conseil à l'installateur.

• Installation de l'appareil, et son utilisation doit toutefois être conforme aux normes en vigueur dans votre pays.

• **ATTENTION : ne pas utiliser cet appareil près des baignoires, douches, lavabos ou autres récipients contenant de l'eau.**

• Lorsque l'appareil est utilisé dans une salle de bain, débranchez-le après usage, car la proximité de l'eau représente un danger, même lorsque l'appareil est éteint.

• Cet appareil peut être utilisé par des enfants âgés de 8 ans et plus et des personnes ayant des capacités physiques, sensorielles ou mentales réduites ou un manque d'expérience et de connaissances, s'ils ont reçu un encadrement ou des instructions concernant l'utilisation de l'appareil en toute sécurité et comprennent les risques encourus. Les enfants ne doivent pas jouer avec l'appareil. Les enfants ne doivent ni nettoyer l'appareil ni s'occuper de son entretien sans surveillance.

• Cet appareil n'est pas prévu pour être utilisé par des personnes (y compris les enfants) dont les capacités physiques, sensorielles ou mentales sont réduites, ou des personnes dénuées d'expérience ou de connaissance, sauf si elles ont pu bénéficier, par l'intermédiaire d'une personne responsable de leur sécurité, d'une surveillance ou d'instructions préalables concernant l'utilisation de l'appareil. Il convient de surveiller les enfants pour s'assurer qu'ils ne jouent pas avec l'appareil.

• Si le câble d'alimentation est endommagé, il doit être remplacé par le fabricant, son service après-vente ou une personne de qualification similaire, afin d'éviter un danger.

- Utilisez pas votre appareil et contactez un Centre Service Agréé si : votre appareil est tombé, s'il ne fonctionne pas normalement.
- L'appareil est équipé d'un système de sécurité thermique. En cas de surchauffe, l'appareil s'arrêtera automatiquement: contactez le SAV.
- L'appareil doit être débranché : avant le nettoyage et l'entretien, en cas d'anomalie de fonctionnement, dès que vous avez terminé de l'utiliser.
- Ne pas utiliser si le cordon est endommagé.
- Ne pas immerger ni passer sous l'eau, même pour le nettoyage.
- Ne pas tenir avec les mains humides.
- Ne pas tenir par le boîtier qui est chaud, mais par la poignée.
- Ne pas débrancher en tirant sur le cordon, mais en tirant par la prise.
- Ne pas utiliser de prolongateur électrique.
- Ne pas nettoyer avec des produits abrasifs ou corrosifs.
- Ne pas utiliser par température inférieure à 0 °C et supérieure à 35 °C.
- Ne pas utiliser pour brosser les picots sont cassés.

**GARANTIE**

Votre appareil est destiné à un usage domestique seulement. Il ne peut être utilisé à des fins professionnelles. La garantie devient nulle et invalide en cas d'utilisation incorrecte.

UTILISATION
<p><b>Attention<span> </span>: utilisation sur cheveux secs, les cheveux doivent être démaillés, propres et secs.</b></p> <p>1. Brancher la brosse et appuyer sur le bouton Marche/Arrêt</p> <p>2. Sélectionner une mèche de cheveux à lisser</p> <p>3. Brosser la mèche d'un mouvement souple et continu, de la racine jusqu'à la pointe</p> <p>4. Répéter l'opération jusqu'à obtenir le résultat souhaité de votre coiffure</p> <p>5. Après utilisation, appuyer sur le bouton Marche/Arrêt jusqu'à ce que l'écran de la brosse s'éteigne</p> <p>6. Débrancher l'appareil et la laisser refroidir avant de le nettoyer.</p>

PARTICIPONS A LA PROTECTION DE L'ENVIRONNEMENT <span> </span> !
<p>                                                                                                  </p> <p><b>Ces instructions sont également disponibles sur notre site Internet <a href="http://www.rowenta.com">www.rowenta.com</a>.</b></p>

<b>EN</b>	<p>Read the instructions carefully as well as the safety guidelines before use.</p>
1. GENERAL DESCRIPTION	<ul style="list-style-type: none"><li>Ceramic bristles</li> <li>Indicator lights</li> <li>LED display</li> <li>Power cord</li></ul>
2. SAFETY INSTRUCTIONS	<ul style="list-style-type: none"><li>For your safety, this appliance complies with the applicable standards and regulations (Low Voltage Directive, Electromagnetic Compatibility, Environmental...).</li> <li>Make sure that the supply cord never comes into contact with the hot parts of the appliance.</li> <li>Check that the voltage of your electricity supply matches the voltage of your appliance.</li> <li>Any error when connecting the appliance can cause irreparable harm, not covered by the guarantee.</li></ul>

• For additional protection, the installation of a residual current device (RCD) having a rated residual operating current not exceeding 30 mA is advisable in the electrical circuit supplying the bathroom. Ask for installer for advice.

• **WARNING: do not use this appliance near bathtubs, showers, basins or other vessels containing water.**

• This appliance is not intended for use by persons (including children) with reduced physical, sensory or mental capabilities, or lack of experience and knowledge, unless they have been given supervision or instruction concerning use of the appliance by a person responsible for their safety. Children should be supervised to ensure that they do not play with the appliance.

• When the appliance is used in a bathroom, unplug it after use since the proximity of water presents a hazard even when the appliance is switched off.
























































































• This appliance can be used by children aged from 8 years and above and persons with reduced physical, sensory or mental capabilities or lack of experience and knowledge if they have been given supervision or instruction concerning use of the appliance in a safe way and understand the hazards involved. Children shall not play with the appliance. Cleaning and user maintenance

shall not be made by children without supervision.

• If the supply cord is damaged, it must be replaced by the manufacturer, its service agent or similarly qualified persons in order to avoid a hazard.

- Stop using your appliance and contact an Authorised Service Centre if:
  - your appliance has fallen,
  - it does not work correctly.
- The appliance is equipped with a heat-sensitive safety device. In the event of overheating, the dryer will stop automatically: contact the After-Sales Service.
  - The appliance must be left unplugged.
  - before cleaning and maintenance procedures.
  - if it is not working correctly.
  - as soon as you have finished using it.
  - if you leave the room, even momentarily.
  - Do not use if the cord is damaged.
  - Do not immerse or put under running water, even for cleaning purposes.
  - Do not hold with damp hands.
  - Do not hold the appliance by the casing, which is hot, but by the handle.
  - Do not unplug by pulling on the cord, rather pull out by the plug.
  - Do not use an electrical extension lead.
  - Do not clean with abrasive or corrosive products.
  - Do not use at temperatures below 0°C and above 35°C.
  - Do not use your brush if the bristles are broken.

<b>GUARANTEE</b>
Your appliance is designed for use in the home only. It should not be used for professional purposes. The guarantee becomes null and void in the case of improper usage.
<b>USE</b>
<b>Attention: use on dry hair, hair must be untangled, clean and dry.</b>
1. Plug in the brush and press the On/Off switch
2. Separate a lock of hair to straighten.
3. Brush the lock in a smooth, continuous motion, from the root to the tip.
4. Repeat this until you have achieved the desired result.
5. After use, press the On/Off switch and the screen on the brush turns off.
6. Unplug the appliance and allow it to cool down before cleaning it.

<b>ENVIRONMENT PROTECTION FIRST!</b>
                                                                                       <p>Your appliance contains valuable materials which can be recovered or recycled. Leave it at a local civic waste collection point.</p>
<b>These instructions are also available on our website <a href="http://www.rowenta.com">www.rowenta.com</a>.</b>

<b>DE</b>	<p>Lesen Sie die Gebrauchsanleitung sorgfältig vor dem ersten Inbetriebnahme Ihres Gerätes durch die unsachgemäße Bedienung von Schäden und Verletzungen zu vermeiden.</p>
-----------	--

1. ALLGEMEINE BESCHREIBUNG
<ul style="list-style-type: none"><li>Keramikborsten</li> <li>LED-Display</li> <li>ON/OFF-Schalter</li> <li>Kabel</li></ul>
2. SICHERHEITSHINWEISE
<p>Um Ihre Sicherheit zu gewährleisten, entspricht dieses Gerät den gültigen Normen und Bestimmungen (Niederspannung, elektromagnetische Verträglichkeit, Umwelt...).</p> <ul style="list-style-type: none"><li>Versichern Sie sich, dass das Stromkabel nicht mit dem heißen Teilen des Geräts in Kontakt gerät.</li> <li>Überprüfen Sie, dass die Betriebsspannung Ihres Geräts mit der Spannung Ihrer Elektroinstallation übereinstimmt. Ein fehlerhafter Anschluss kann irreparable Schäden hervorrufen, die nicht von der Garantie abgedeckt sind.</li></ul>

• Zum zusätzlichen Schutz sollte das Gerät an den Stromkreis des Badezimmers mit einer Fehlerstrom-Schutzeinrichtung für Wechselstrom mit 30 mA Nennfehlerstrom angeschlossen werden. Lassen Sie sich von Ihrem Elektroinstallateur beraten.

• Die Installation des Geräts muss den in Ihrem Land gültigen Normen entsprechen.

• **WARNHINWEIS:** Verwenden Sie dieses Gerät nicht in der Nähe einer Badewanne, einer Dusche, eines Waschbeckens oder eines sonstigen Behälters, der Wasser enthält.

• Wenn das Gerät in einem Badezimmer eingesetzt wird, muss es nach dem Gebrauch ausgesteckt werden, da die Nähe von Wasser selbst bei ausgeschaltetem Gerät eine Gefahrenquelle darstellen kann.

• Das Gerät darf von Kindern ab 8 Jahren und Personen, deren körperliche oder geistige Unversehrtheit oder deren Wahrnehmungsfähigkeit eingeschränkt ist, oder Personen mit mangelnden Kenntnissen und Erfahrungen benutzt werden, sofern sie beaufsichtigt werden oder eine Einweisung in den sicheren Gebrauch des Geräts erhalten haben und die damit verbundenen Risiken verstehen. Kindern muss das Spielen mit dem Gerät untersagt werden. Kinder dürfen das Gerät ohne Aufsicht nicht reinigen oder warten.











































































• Dieses Gerät darf nicht von Personen (begrifflichen Kindern) mit eingeschränkter körperlichen, sensorischen oder geistigen Fähigkeiten benutzt werden. Das Gleiche gilt für Personen, die keine Erfahrung mit dem Gerät besitzen oder sich mit Ähnlichkeit auskennen, außer wenn sie von einer für Ihre Sicherheit verantwortlichen Person beaufsichtigt werden oder von dieser mit dem Gebrauch des Geräts vertraut gemacht worden sind. Kindern müssen beaufsichtigt werden, damit sie nicht mit dem Gerät spielen.

• Wenn das Stromkabel beschädigt ist, darf es, um jede Gefahr zu vermeiden, nur vom Hersteller, dem Kundendienst oder ähnllich qualifizierten Personen ausgetauscht werden.

- Benutzen Sie das Gerät nicht und treten Sie mit einem zugelassenen Kundendienstcenter in Kontakt, wenn das Gerät zu Boden gefallen ist und nicht richtig funktioniert.
- Das Gerät ist mit einem Überhitzungsschutz ausgestattet. Bei Überhitzung schaltet sich das Gerät automatisch aus. Treten Sie in diesem Fall mit dem Kundendienst in Verbindung.
- Das Gerät muss ausgesteckt werden vor Reinigung und Wartung, bei Funktionsstörungen und sofort nach dem Gebrauch. Lassen Sie das Kabel niemals herunter hängen, oder in die Nähe von, oder in Berührung mit einer Wärmequelle, oder einer scharfen Kante kommen.
- Wenn das Stromkabel beschädigt ist, darf das Gerät nicht benutzt werden.
- Nicht ins Wasser tauchen und nicht unter fließendes Wasser halten, auch nicht zur Reinigung.
- Fassen Sie das Gerät nicht mit feuchten Händen an und seien Sie barfuß sind.
- Berühren Sie das Gerät nicht am Gehäuse wenn es heiß ist, sondern fassen Sie es stets am Griff an.
- Stecken Sie das Gerät nicht durch Ziehen am Stromkabel aus, sondern ziehen Sie den Stecker aus der Steckdose.
- Benutzen Sie kein Verlängerungskabel.
- Reinigen Sie das Gerät nicht mit scheuernden oder ätzenden Produkten.
- Betreiben Sie das Gerät nicht bei Temperaturen unter 0 °C oder über 35 °C.
- Verwenden Sie Ihre Bürste nicht, wenn die Borsten beschädigt sind.
- Legen Sie das Gerät nicht ab solange es eingeschaltet ist. Das Gerät nie unbeaufsichtigt betreiben.















































































































<b>GARANTIE</b>
Jeder Eingriff, außer der im Haushalt üblichen Reinigung und Pflege durch den Kunden, muss durch den Kundendienst erfolgen. Dieses Gerät ist ausschließlich für den Hausgebrauch bestimmt. Es darf nicht für gewerbliche Zwecke eingesetzt werden. Bei unsachgemäßer Benutzung erlischt die Garantie.
<b>GEBRAUCH</b>
<b>Achtung:</b> Anwendung auf trockenen Haaren; Die Haare müssen gekämmt, sauber und trocken sein.
1. Die Bürste anstecken und auf den Ein/Aus-Schalter drücken.
2. Nehmen Sie eine zu glättende Haarsträhne.
3. Die Strähne in einer kontinuierlichen und geschmeidigen Bewegung vom Ansatz bis zu den Spitzen bürteln.

• Das Vorgehen so oft wiederholen, bis das gewünschte Ergebnis der Bürste erreicht ist.

<b>TUN SIE ETWAS FÜR DEN UMWELTSCHUTZ!</b>	
                                                                          <p>Ihr Gerät enthält zahlreiche wieder verwendbare oder recycelbare Materialien. Bringen Sie das Gerät zur Entsorgung zu einer Sammelstelle Ihrer Stadt oder Gemeinde.</p>	
<b>Diese Sicherheitshinweise sind auch auf unserer Website <a href="http://www.rowenta.com">www.rowenta.com</a></b>	
<b>NL</b>	<p>Lees voor ieder</p>



2. Delejätemek kiçin bir saç tutamacın
3. Saç tutamın köklerden uçlara doğru yumuşak ve süreklî bir hareketle taranır
4. İstenilen saç elde edene kadar işlemi tekrarlaysın
5. Kullanımdan sonra fırçanın ekranı kapalıdır Açma/Kapama düğmesine basın
6. Çizim prdiken çikam ve temizledenden önce soğumasına bırakın

CEVREYİ KORUMAYIA KATKIDA BULUNULAMI
<div> <div><div><span></span></div></div> <div><div><span></span></div></div> <div><div><span></span></div></div> <div><div><span></span></div></div> <div><div><span></span></div></div> <div><div><span></span></div></div> <div><div><span></span></div></div> <div><div><span></span></div></div> <div><div><span></span></div></div> <div><div><span></span></div></div> <div><div><span></span></div></div> <div><div><span></span></div></div> <div><div><span></span></div></div> <div><div><span></span></div></div> <div><div><span></span></div></div> <div><div><span></span></div></div> <div><div><span></span></div></div> <div><div><span></span></div></div> <div><div><span></span></div></div> <div><div><span></span></div></div> <div><div><span></span></div></div> <div><div><span></span></div></div> <div><div><span></span></div></div> <div><div><span></span></div></div> <div><div><span></span></div></div> <div><div><span></span></div></div> <div><div><span></span></div></div> <div><div><span></span></div></div> <div><div><span></span></div></div> <div><div><span></span></div></div> <div><div><span></span></div></div> <div><div><span></span></div></div> <div><div><span></span></div></div> <div><div><span></span></div></div> <div><div><span></span></div></div> <div><div><span></span></div></div> <div><div><span></span></div></div> <div><div><span></span></div></div> <div><div><span></span></div></div> <div><div><span></span></div></div> <div><div><span></span></div></div> <div><div><span></span></div></div> <div><div><span></span></div></div> <div><div><span></span></div></div> <div><div><span></span></div></div> <div><div><span></span></div></div> <div><div><span></span></div></div> <div><div><span></span></div></div> <div><div><span></span></div></div> <div><div><span></span></div></div> <div><div><span></span></div></div> <div><div><span></span></div></div> <div><div><span></span></div></div> <div><div><span></span></div></div> <div><div><span></span></div></div> <div><div><span></span></div></div> <div><div><span></span></div></div> <div><div><span></span></div></div> <div><div><span></span></div></div> <div><div><span></span></div></div> <div><div><span></span></div></div> <div><div><span></span></div></div> <div><div><span></span></div></div> <div><div><span></span></div></div> <div><div><span></span></div></div> <div><div><span></span></div></div> <div><div><span></span></div></div> <div><div><span></span></div></div> <div><div><span></span></div></div> <div><div><span></span></div></div> <div><div><span></span></div></div> <div><div><span></span></div></div> <div><div><span></span></div></div> <div><div><span></span></div></div> <div><div><span></span></div></div> <div><div><span></span></div></div> <div><div><span></span></div></div> <div><div><span></span></div></div> <div><div><span></span></div></div> <div><div><span></span></div></div> <div><div><span></span></div></div> <div><div><span></span></div></div> <div><div><span></span></div></div> <div><div><span></span></div></div> <div><div><span></span></div></div> <div><div><span></span></div></div> <div><div><span></span></div></div> <div><div><span></span></div></div> <div><div><span></span></div></div> <div><div><span></span></div></div> <div><div><span></span></div></div> <div><div><span></span></div></div> <div><div><span></span></div></div> <div><div><span></span></div></div> <div><div><span></span></div></div> <div><div><span></span></div></div> <div><div><span></span></div></div> <div><div><span></span></div></div> <div><div><span></span></div></div> <div><div><span></span></div></div> <div><div><span></span></div></div> <div><div><span></span></div></div> <div><div><span></span></div></div> <div><div><span></span></div></div> <div><div><span></span></div></div> <div><div><span></span></div></div> <div><div><span></span></div></div> <div><div><span></span></div></div> <div><div><span></span></div></div> <div><div><span></span></div></div> <div><div><span></span></div></div> <div><div><span></span></div></div> <div><div><span></span></div></div> <div><div><span></span></div></div> <div><div><span></span></div></div> <div><div><span></span></div></div> <div><div><span></span></div></div> <div><div><span></span></div></div> <div><div><span></span></div></div> <div><div><span></span></div></div> <div><div><span></span></div></div> <div><div><span></span></div></div> <div><div><span></span></div></div> <div><div><span></span></div></div> <div><div><span></span></div></div> <div><div><span></span></div></div> <div><div><span></span></div></div> <div><div><span></span></div></div> <div><div><span></span></div></div> <div><div><span></span></div></div> <div><div><span></span></div></div> <div><div><span></span></div></div> <div><div><span></span></div></div> <div><div><span></span></div></div> <div><div><span></span></div></div> <div><div><span></span></div></div> <div><div><span></span></div></div> <div><div><span></span></div></div> <div><div><span></span></div></div> <div><div><span></span></div></div> <div><div><span></span></div></div> <div><div><span></span></div></div> <div><div><span></span></div></div> <div><div><span></span></div></div> <div><div><span></span></div></div> <div><div><span></span></div></div> <div><div><span></span></div></div> <div><div><span></span></div></div> <div><div><span></span></div></div> <div><div><span></span></div></div> <div><div><span></span></div></div> <div><div><span></span></div></div> <div><div><span></span></div></div> <div><div><span></span></div></div> <div><div><span></span></div></div> <div><div><span></span></div></div> <div><div><span></span></div></div> <div><div><span></span></div></div> <div><div><span></span></div></div> <div><div><span></span></div></div> <div><div><span></span></div></div> <div><div><span></span></div></div> <div><div><span></span></div></div> <div><div><span></span></div></div> <div><div><span></span></div></div> <div><div><span></span></div></div> <div><div><span></span></div></div> <div><div><span></span></div></div> <div><div><span></span></div></div> <div><div><span></span></div></div> <div><div><span></span></div></div> <div><div><span></span></div></div> <div><div><span></span></div></div> <div><div><span></span></div></div> <div><div><span></span></div></div> <div><div><span></span></div></div> <div><div><span></span></div></div> <div><div><span></span></div></div> <div><div><span></span></div></div> <div><div><span></span></div></div> <div><div><span></span></div></div> <div><div><span></span></div></div> <div><div><span></span></div></div> <div><div><span></span></div></div> <div><div><span></span></div></div> <div><div><span></span></div></div> <div><div><span></span></div></div> <div><div><span></span></div></div> <div><div><span></span></div></div> <div><div><span></span></div></div> <div><div><span></span></div></div> <div><div><span></span></div></div> <div><div><span></span></div></div> <div><div><span></span></div></div> <div><div><span></span></div></div> <div><div><span></span></div></div> <div><div><span></span></div></div> <div><div><span></span></div></div> <div><div><span></span></div></div> <div><div><span></span></div></div> <div><div><span></span></div></div> <div><div><span></span></div></div> <div><div><span></span></div></div> <div><div><span></span></div></div> <div><div><span></span></div></div> <div><div><span></span></div></div> <div><div><span></span></div></div> <div><div><span></span></div></div> <div><div><span></span></div></div> <div><div><span></span></div></div> <div><div><span></span></div></div> <div><div><span></span></div></div> <div><div><span></span></div></div> <div><div><span></span></div></div> <div><div><span></span></div></div> <div><div><span></span></div></div> <div><div><span></span></div></div> <div><div><span></span></div></div> <div><div><span></span></div></div> <div><div><span></span></div></div> <div><div><span></span></div></div> <div><div><span></span></div></div> <div><div><span></span></div></div> <div><div><span></span></div></div> <div><div><span></span></div></div> <div><div><span></span></div></div> <div><div><span></span></div></div> <div><div><span></span></div></div> <div><div><span></span></div></div> <div><div><span></span></div></div> <div><div><span></span></div></div> <div><div><span></span></div></div> <div><div><span></span></div></div> <div><div><span></span></div></div> <div><div><span></span></div></div> <div><div><span></span></div></div> <div><div><span></span></div></div> <div><div><span></span></div></div> <div><div><span></span></div></div> <div><div><span></span></div></div> <div><div><span></span></div></div> <div><div><span></span></div></div> <div><div><span></span></div></div> <div><div><span></span></div></div> <div><div><span></span></div></div> <div><div><span></span></div></div> <div><div><span></span></div></div> <div><div><span></span></div></div> <div><div><span></span></div></div> <div><div><span></span></div></div> <div><div><span></span></div></div> <div><div><span></span></div></div> <div><div><span></span></div></div> <div><div><span></span></div></div> <div><div><span></span></div></div> <div><div><span></span></div></div> <div><div><span></span></div></div> <div><div><span></span></div></div> <div><div><span></span></div></div> <div><div><span></span></div></div> <div><div><span></span></div></div> <div><div><span></span></div></div> <div><div><span></span></div></div> <div><div><span></span></div></div> <div><div><span></span></div></div> <div><div><span></span></div></div> <div><div><span></span></div></div> <div><div><span></span></div></div> <div><div><span></span></div></div> <div><div><span></span></div></div> <div><div><span></span></div></div> <div><div><span></span></div></div> <div><div><span></span></div></div> <div><div><span></span></div></div> <div><div><span></span></div></div> <div><div><span></span></div></div> <div><div><span></span></div></div> <div><div><span></span></div></div> <div><div><span></span></div></div> <div><div><span></span></div></div> <div><div><span></span></div></div> <div><div><span></span></div></div> <div><div><span></span></div></div> <div><div><span></span></div></div> <div><div><span></span></div></div> <div><div><span></span></div></div> <div><div><span></span></div></div> <div><div><span></span></div></div> <div><div><span></span></div></div> <div><div><span></span></div></div> <div><div><span></span></div></div> <div><div><span></span></div></div> <div><div><span></span></div></div> <div><div><span></span></div></div> <div><div><span></span></div></div> <div><div><span></span></div></div> <div><div><span></span></div></div> <div><div><span></span></div></div> <div><div><span></span></div></div> <div><div><span></span></div></div> <div><div><span></span></div></div> <div><div><span></span></div></div> <div><div><span></span></div></div> <div><div><span></span></div></div> <div><div><span></span></div></div> <div><div><span></span></div></div> <div><div><span></span></div></div> <div><div><span></span></div></div> <div><div><span></span></div></div> <div><div><span></span></div></div></div>